

Chief Elected Officials

Q3 Regional Quarter 3 Report

January 2015 to March 2015

SERVICES LABOR MARKET PERFORMANCE CONTRACTS & EXPENDITURES

OUR IMPACT

"To match people to jobs and jobs to people, as well as assist in preparing our workforce with the skills necessary to be successful in the marketplace."

Joyce A. Wilson
Chief Executive Officer

REGIONAL BUSINESS RELATIONS

Regional Business Relations

From January 2015 to March 2015

2,828

Employers Served

2,720

Direct Hires

SERVICES AND EVENT HIGHLIGHTS

Summer Youth
May Industry Fair
STEM Fiesta
Rural Area Programs
Mobile Unit Schedule
New Alpine Office

2015 SUMMER YOUTH

- The Rural Area Summer Youth Employment Program provides temporary summer employment for youth between the ages of 16-24 with public or private entities that match with their skills, interest, and abilities.
- Eligible youth must meet income requirements and have a barrier to employment
- First come, first serve and employment opportunities are based on funding availability
- Call Laura Garcia or visit our Workforce Solutions Office, located at 710 E. Holland Ave. Alpine, TX 79830



Laura A. Garcia

Rural Area Supervisor

Workforce Solutions Borderplex

Office: 432.837.9800

Direct: 915.887.2217

Fax: 432.837.1133

Laura.garcia@borderplexjobs.com

MAY 13, 2015 INDUSTRY FAIR

Industry job fair in the Hospitality, Service, Construction, Business Administration & Finance industries. Over 50 employers will be present.

Prior to attending, jobseekers are encouraged to participate in Ticket to Success workshops.

Ticket to Success workshops focus on resume building and writing, mock interviews and techniques, dressing for interviews, skills for workplace success, and personal financial literacy.

For more information
borderplexjobs.com/industryfairs/



HOSPITALITY CONSTRUCTION BUSINESS AND FINANCE

May 13, 2015 9am-2pm
Bassett Place, 6101 Gateway Blvd., El Paso, TX 79925

Workforce Solutions Borderplex will be hosting our second annual industry job fair in the Hospitality, Service, Construction, Business Administration & Finance industries. Arrive early and participate in our Ticket to Success job preparation workshops. Ticket to Success workshops are provided daily at your local workforce center.

Register online at:
www.borderplexjobs.com/industryfairs/
or call Workforce Solutions Borderplex at (915) 887-2600




**INTERVIEW
STREAM**
Global Pioneer in Online Video Interviewing



Equal Opportunity Employer/Program. Auxiliary aids and services are available upon request to individuals with disabilities. Relay Texas: 711 (Voice) or 1-800-735-2989 (TTY). Igualdad de oportunidades de Empleo/Programas. Equipo auxiliar y servicios de apoyo están disponibles para personas con discapacidad al ser requeridos. Relay Texas: 711 (Voz) o 1-800-735-2989 (TTY).





- Event will be held at UTEP on May 18 & 19
- STEM Challenge Competition at Union Bldg. East, Third Floor on May 18 (Monday)
- STEM Fiesta (all other activities and competitions) will be in the Don Haskins Center on May 19 (Tuesday)
- Number of Students: 1,500 total (750 middle school and 750 high school)
- Includes STEM hands-on interactive Exhibits, four high school team competitions, 18 STEM workshops, and STEM Demonstrations

RURAL AREA PROGRAMS

- WIOA Priorities for Youth:
 - Out of School Youth (OSY) 75%
 - In- School Youth (ISY) 25%
- Support Services for youth handled by the Workforce Services Operations Contractor
- Rural ISD's engaged through ongoing communication
- Summer Youth Program for Rural In and Out of School Youth will begin July 1, 2015


MOBILE UNIT SCHEDULE

Locations:	Ft. Hancock Project Vida Health Centers Fort Hancock Clinic 561 S. Knox St. Fort Hancock, TX	Sierra Blanca County Courthouse (East side of the park) 109 W Millican St Sierra Blanca, TX	Van Horn Pueblo Market 1807 W. Broadway St Van Horn, TX	Marfa Pueblo Market 717 W. San Antonio St Marfa, TX	Dell City Project Vida Dell City Clinic 104 S. Dodson Dell City, TX
Times:	12 PM-6 PM	11 AM-5 PM	12 PM – 6 PM	11 AM – 5 PM	12 PM -6 PM
Dates:	March 19 April 23 May 28 July 2 August 6 September 10 October 15 November 19	March 26 April 30 June 4 July 9 August 13 September 17 October 22 NA	April 2 May 7 June 11 July 16 August 20 September 24 October 29 December 3	April 9 May 14 June 18 July 23 August 27 October 1 November 5 December 10	April 16 May 21 June 25 July 30 September 3 October 8 November 12 December 17

NEW ALPINE LOCATION

Grand Opening on April 1, 2015

**Ward Center Plaza
710 East Holland, Suite #2
Alpine, Texas 79830**



- All services, case management and resource center will be offered
- More square footage increasing capacity
- Hours of operation: Monday through Friday 8:00am to 5:00pm
- Phone: 432-837-9800

LABOR MARKET

The data for labor market represents results for the region and local El Paso MSA from the Texas Workforce Commission Labor Market Division.

UNEMPLOYMENT RATES

Area		Mar 2014	Feb 2015	Mar 2015
Texas	State	5.4	4.3	4.2
El Paso	MSA	6.8	5.4	5.2
Borderplex (Upper Rio Grande)	WDA	6.9	5.4	5.3
Brewster	County	4.9	3.9	4.0
Culberson	County	4.5	4.0	4.3
El Paso	County	6.8	5.4	5.2
Hudspeth	County	6.7	5.6	5.5
Jeff Davis	County	4.0	3.6	3.4
Presidio	County	12.5	10.1	9.6

To view our Labor Reports visit

<http://www.urgjobs.com/workforce-trends-and-data/>

PERFORMANCE

Contracted Measures as of February 2015

Workforce Center Metrics as of March 2015

TEXAS WORKFORCE COMMISSION

CONTRACTED MEASURES

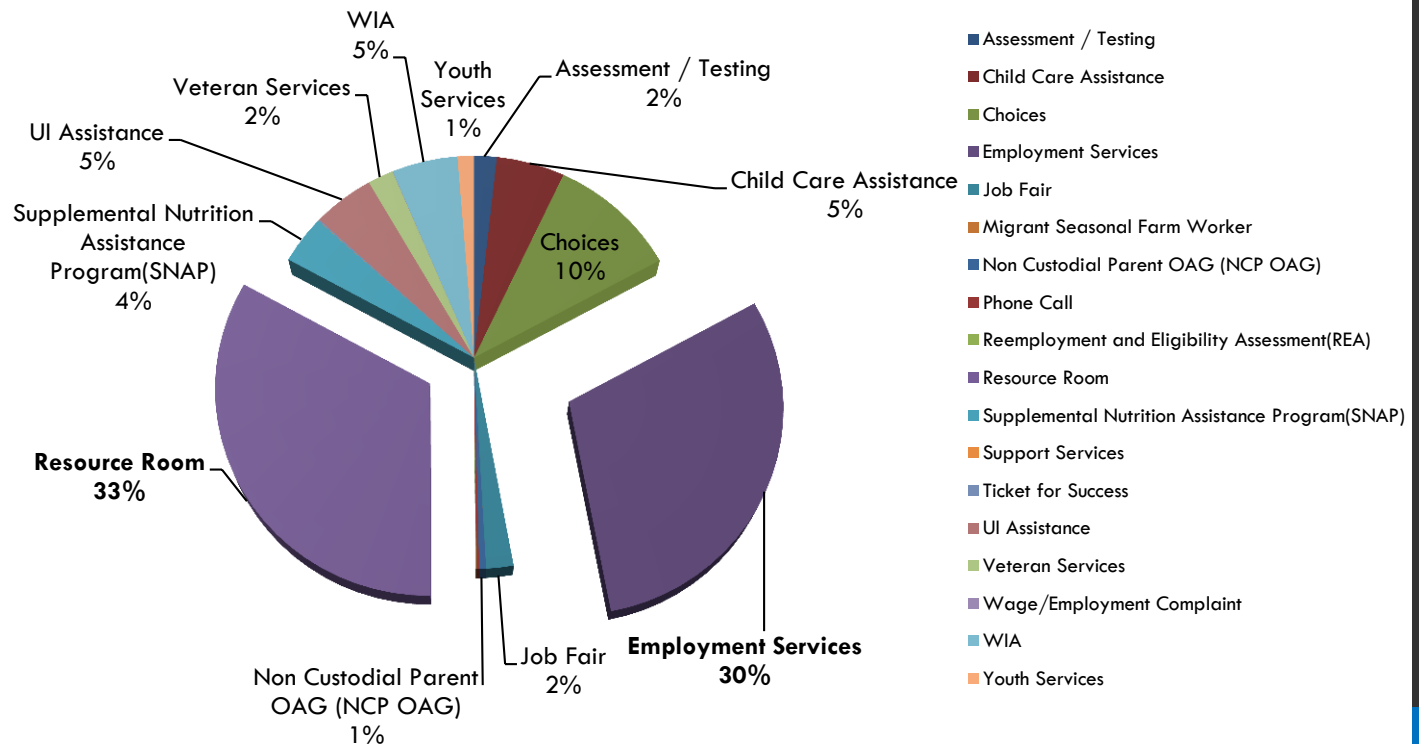
As of February 2015

Contracted Measure	Status	% of Target February 2015
Claimant reemployment within 10 weeks	Exceeding	107.58%
# of Employer Job Openings Filled	Exceeding	175.53%
# Employer Receiving Workforce Assistance	Meeting	100.07%
Staff Guided Entered Employment	Meeting	99.81%
At Risk Employment Retention	Meeting	104.00%
Educational Achievement	Meeting	96.82%
Youth Placement in Employment or Education	Exceeding	105.22%
Youth Literacy and Numeracy Gains	Exceeding	134.10%
Choice Full Work Rate	Not Meeting (Goal 95%)	89.71%
Average Children Served per day	Exceeding	107.99%

Q3 Center Traffic Analysis Report

January 1, 2015 through March 30, 2015

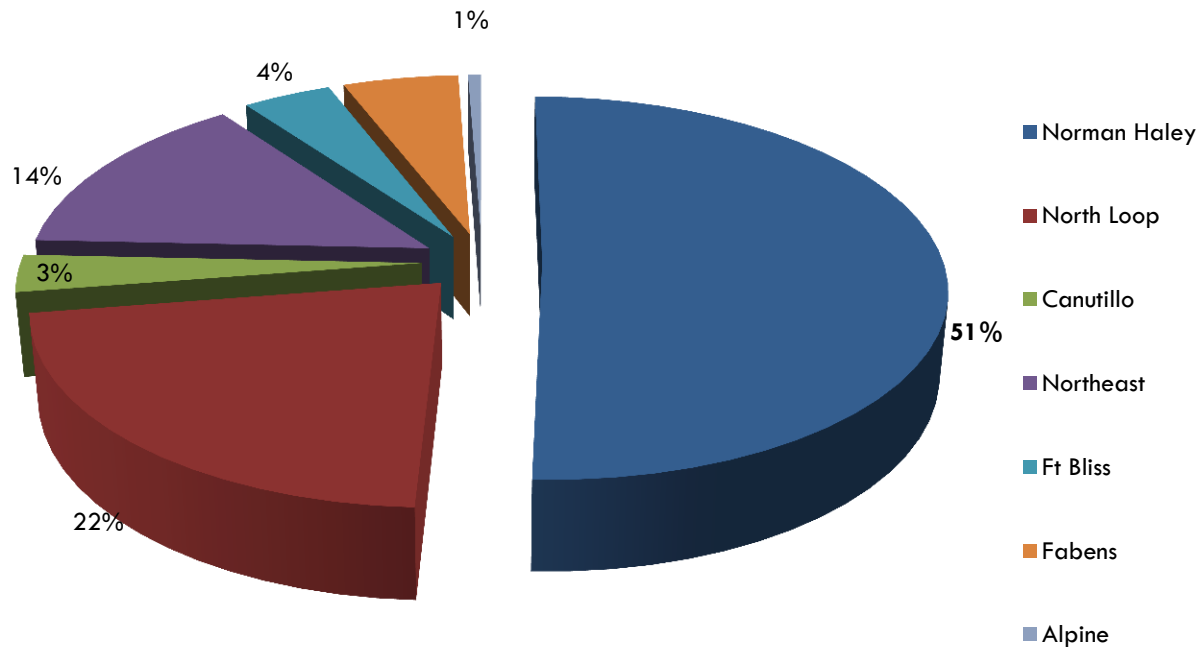
Center	Number of Clients (Services)
Canutillo	678
Norman Haley	8,217
North Loop	23,871
Northeast	15,892
Fabens	1,560
Alpine	168
Presidio	767
Total	51,153



Q3 Placements Report

January 1, 2015 through March 30, 2015

Center	Placements
Norman Haley	1,354
North Loop	585
Canutillo	84
Northeast	380
Ft Bliss	110
Fabens	143
Alpine	16
Presidio	48
Total	2,720



EXPEDITURES

Workforce activities administered by Workforce Solutions Borderplex revolve around its annual operating budget. Expenditures are driven by the strategic plan approved by the Workforce Solutions Borderplex Board of Directors.

Our Expenditures Report as of February 2015

	Allocations	Actuals	Percentage
Child Care Services	\$20,331,456	\$12,745,505	63%
Employment Services	\$5,642,681	\$3,842,955	68%
Business Services	\$1,121,257	\$693,210	62%
Training and OJT Initiatives	\$4,915,240	\$2,797,895	57%
Other Contracts	\$549,795	\$374,947	68%
Facilities	\$1,813,021	\$1,115,307	62%
Board Operating	\$3,619,374	\$2,326,709	64%
Total Operational Expenditures	\$38,489,414	\$24,027,858	62%
FY16 Reserve	\$8,807,908		
Unallocated Funds	\$565,701		
Total FY15 Funds	\$47,863,023		

CONTACT

Joyce A. Wilson

Chief Executive Officer

915.887.2204

joyce.wilson@borderplexjobs.com

Q1 REPORT

<http://origin.library.constantcontact.com/download/get/file/1109893357445-254/County+Judge+REPORT+Nov2014.pdf>

Q2 REPORT

<http://www.urgjobs.com/wp-content/uploads/2014/04/WSB-CEO-Second-Quarter-Report.pdf>

Equal Opportunity Employer/Program. Auxiliary aids and services are available upon request to individuals with disabilities. Relay Texas: 711 (Voice) or 1-800-735-2989 (TTY) Igualdad de oportunidades de Empleo/Programas. Equipo auxiliar y servicios de apoyo están disponibles para personas con discapacidad al ser requeridos. Relay Texas: 711 (Voz) o 1-800-735-2989 (TTY)