

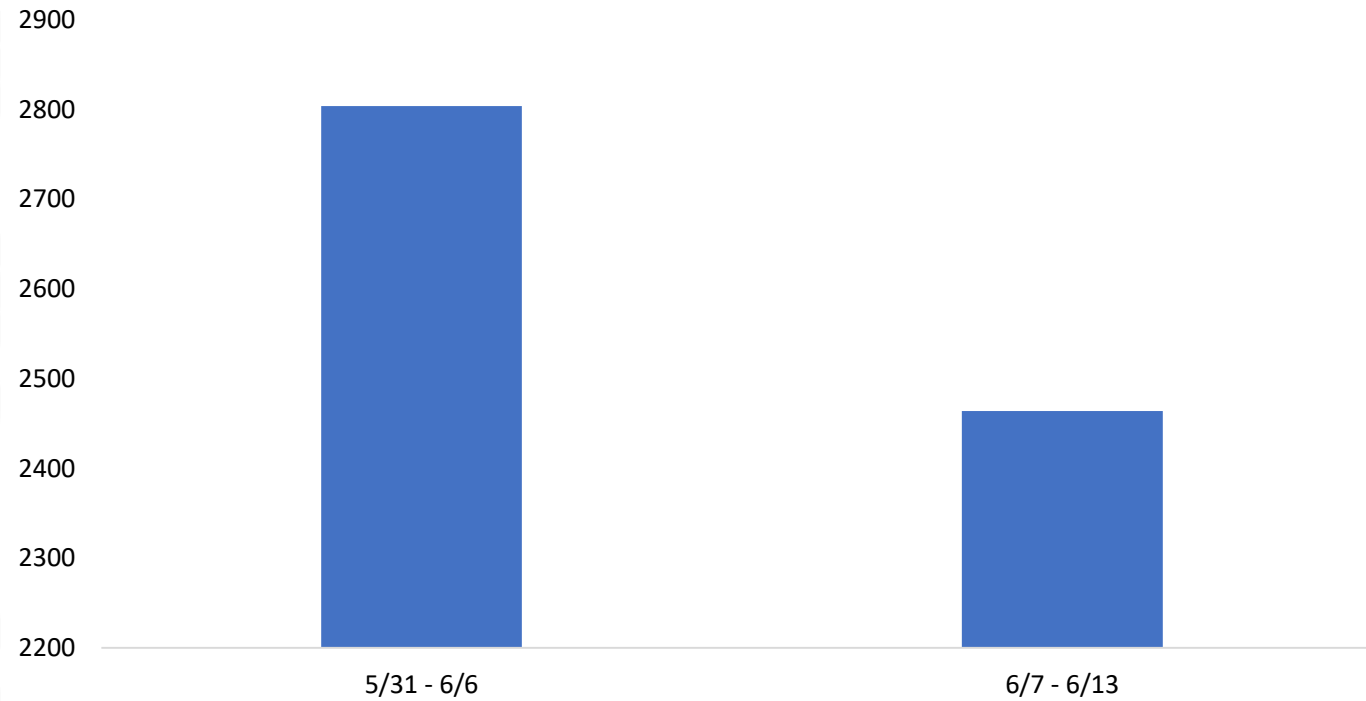
Unemployment Insurance Claimant Data

Published June 16, 2020

This weekly report reflects the Borderplex region, including the following 6 counties: Brewster, Culberson, El Paso, Hudspeth, Jeff Davis, and Presidio

File Claim Date	UI Claimants
5/31 - 6/6	2,804
6/7 - 6/13	2,464
Grand Total	5,268

UI Claimants by Week - Borderplex Region
5/31 - 6/13



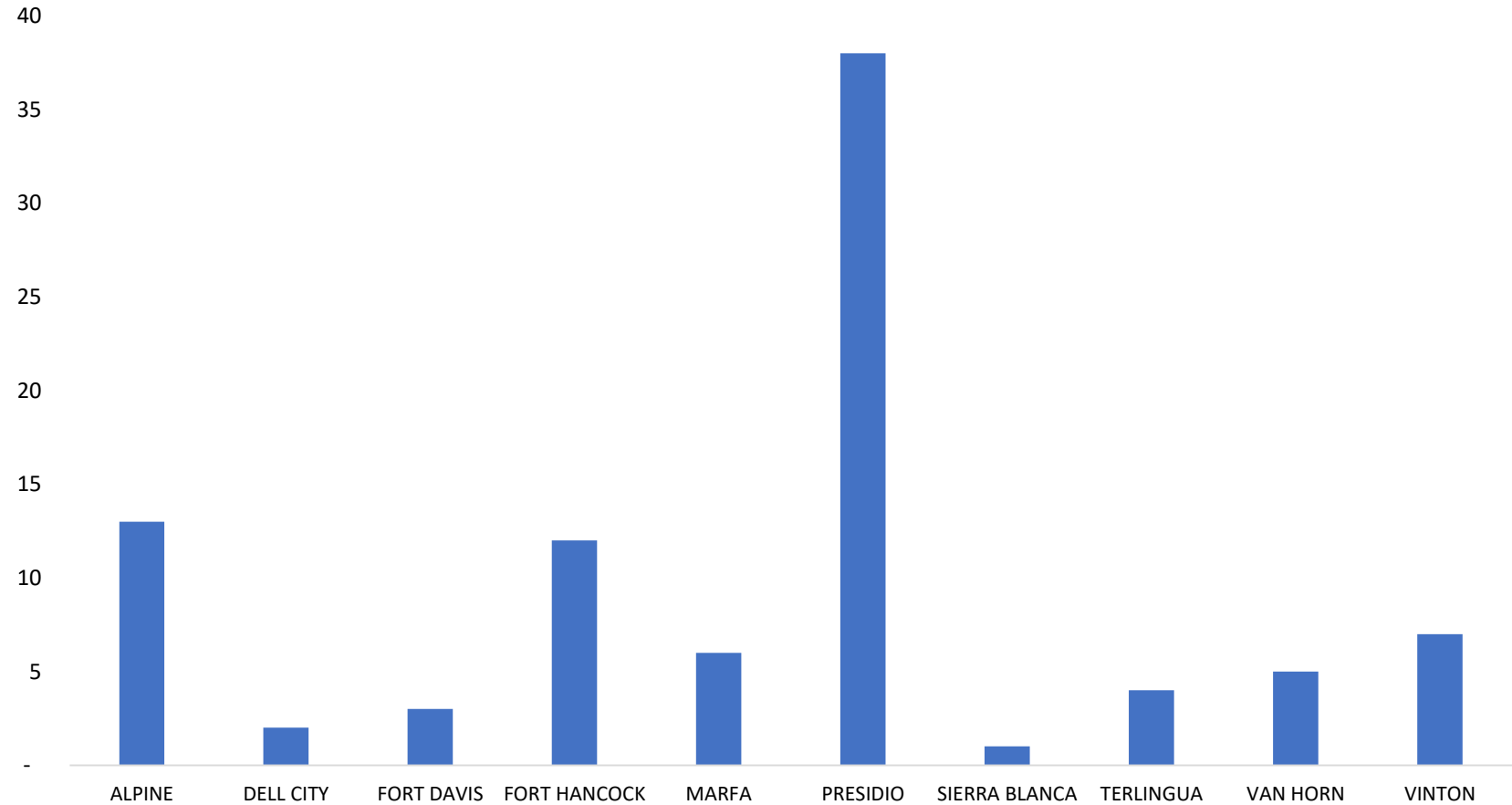
Unemployment Insurance Claimant Data

Published June 16, 2020

Of the 5,268 total Borderplex claimants, 311 are from the rural areas reflected on data provided.

Rural Area	UI Claimants
ALPINE	13
DELL CITY	2
FORT DAVIS	3
FORT HANCOCK	12
MARFA	6
PRESIDIO	38
SIERRA BLANCA	1
TERLINGUA	4
VAN HORN	5
VINTON	7
Grand Total	91

UI Claimants in Rural Areas
 5/31 - 6/13



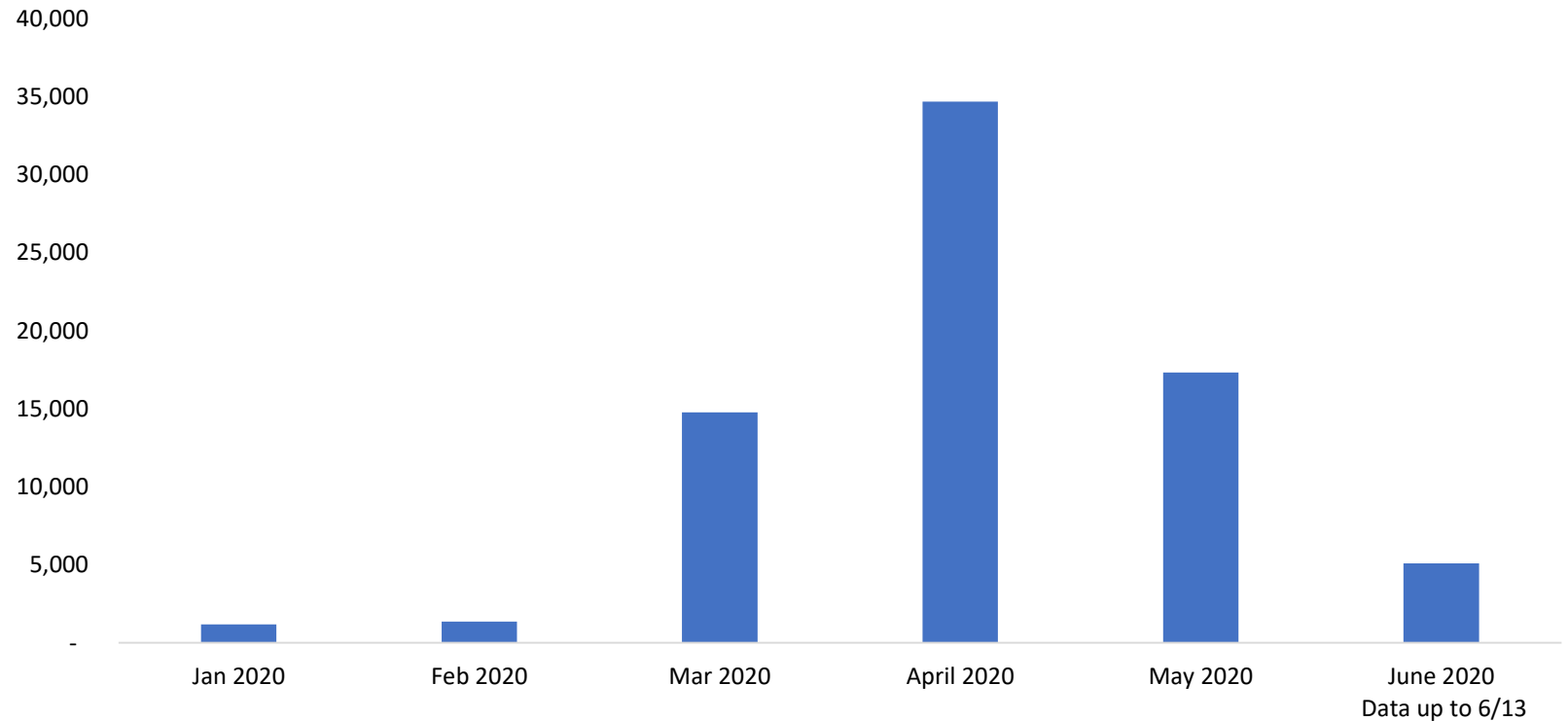
Unemployment Insurance Claimant Data

Published June 16, 2020

This comparison report reflects the entire Borderplex region, including the following 6 counties: Brewster, Culberson, El Paso, Hudspeth, Jeff Davis, and Presidio

File Claim Month	Total Claimants
Jan 2020	1,175
Feb 2020	1,362
Mar 2020	14,769
April 2020	34,687
May 2020	17,321
June 2020 Data up to 6/13	5,097

UI Claimants by Month



Unemployment Insurance Claimant Data

Published June 16, 2020

**Top 10 UI Claimants Zip Codes
5/31 - 6/13**

